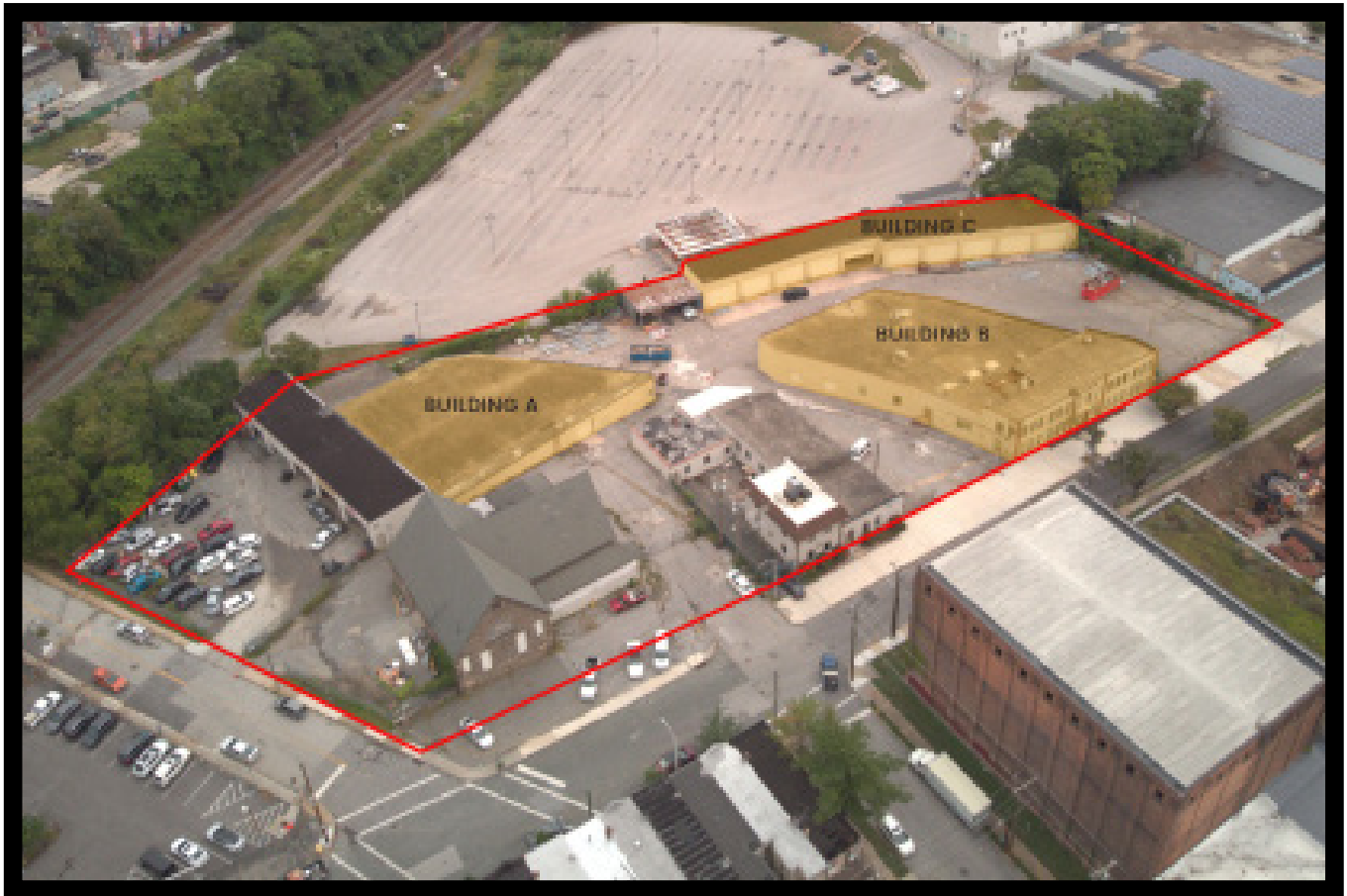




GOLD AND COMPANY, LLC

COMMERCIAL REAL ESTATE IN THE BALTIMORE METROPOLITAN AREA

WWW.GOLDCOMMERCIAL.NET



320 W. 24TH ST. BALTIMORE, MD 21211

GOLD AND COMPANY, LLC
5601 NEWBURY ST.
BALTIMORE, MD 21209

- Flex/Warehouse Available FOR LEASE
- Central Baltimore City Industrial Submarket
- Access to Baltimore City's Main Thoroughfares
- +/- 31,500 sf Available in 3 Buildings
- Building A: +/- 11,700 sf, Dock and Drive-in, +/- 14'-16'
- Building B: +/- 12,000 sf, Dock Loading, +/- 2,000 sf Office
- Building C: +/- 7,800 sf, Multiple Drive-in Doors
- Professional Landlord and Management
- Call For More Information

JIM CHIVERS - JIM@GOLDCOMMERCIAL.NET - 443.928.7522

This property offering is subject to change without notice. All information is deemed reliable but not guaranteed.



GOLD AND COMPANY, LLC

COMMERCIAL REAL ESTATE IN THE BALTIMORE METROPOLITAN AREA

WWW.GOLDCOMMERCIAL.NET

PROPERTY LAYOUT



JIM CHIVERS - JIM@GOLDCOMMERCIAL.NET - 443.928.7522

This property offering is subject to change without notice. All information is deemed reliable but not guaranteed.




GOLD AND COMPANY, LLC

COMMERCIAL REAL ESTATE IN THE BALTIMORE METROPOLITAN AREA

WWW.GOLDCOMMERCIAL.NET

LOCATION MAP



JIM CHIVERS - JIM@GOLDCOMMERCIAL.NET - 443.928.7522

This property offering is subject to change without notice. All information is deemed reliable but not guaranteed.

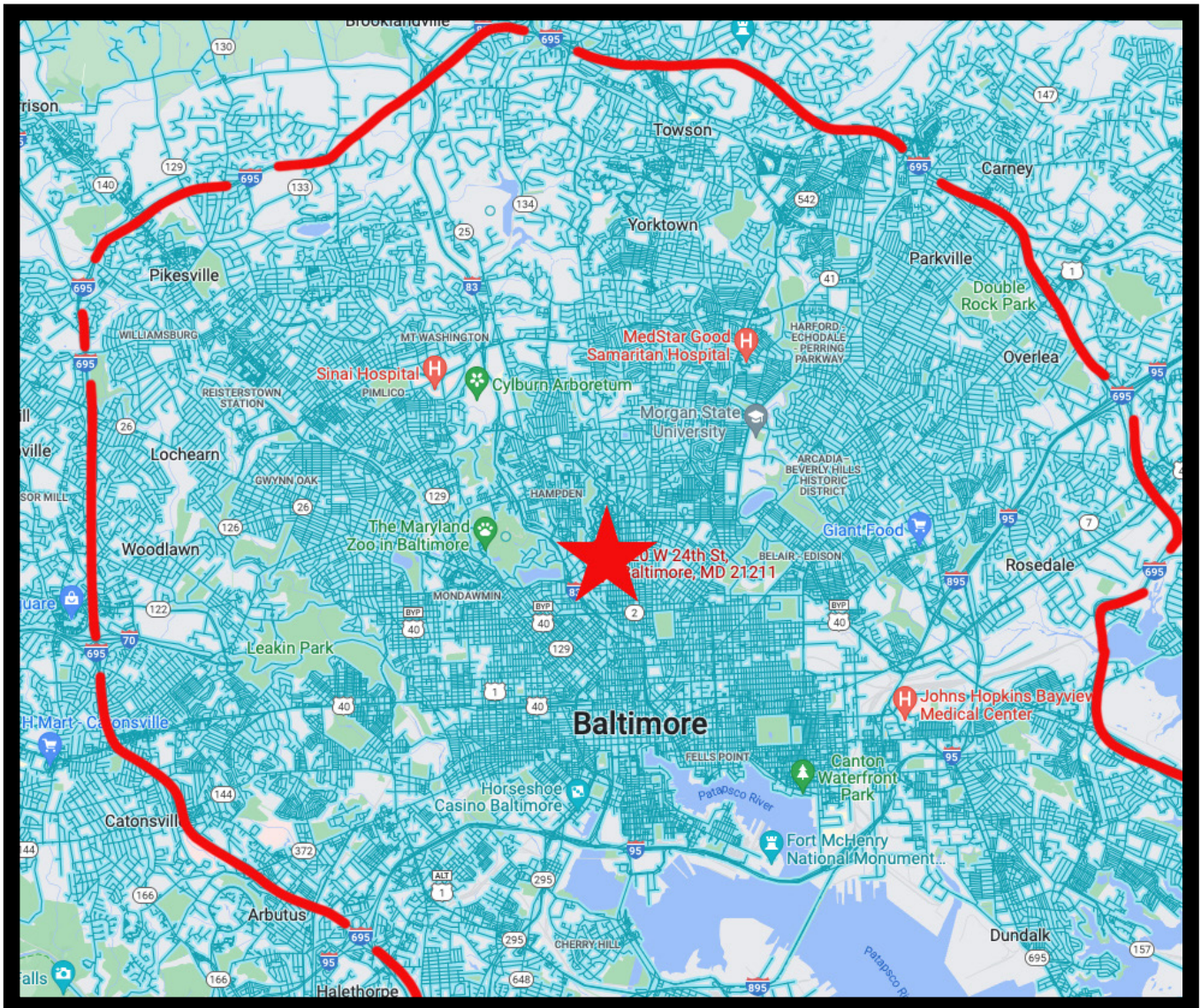


GOLD AND COMPANY, LLC

COMMERCIAL REAL ESTATE IN THE BALTIMORE METROPOLITAN AREA

WWW.GOLDCOMMERCIAL.NET

MAP OF BALTIMORE



JIM CHIVERS - JIM@GOLDCOMMERCIAL.NET - 443.928.7522

This property offering is subject to change without notice. All information is deemed reliable but not guaranteed.