



GOLD AND COMPANY, LLC

WWW.GOLDCOMMERCIAL.NET

Commercial Real Estate in the Baltimore Metropolitan Area



6600 Moravia Park Rd. Baltimore, MD 21237

Gold And Company, LLC

**5601 Newbury St.
Baltimore, MD 21209**

**Jim Chivers
443.928.7522 cell
jim@goldcommercial.net**

**Mitch Gold
410.456.2492 cell
mitch@goldcommercial.net**

www.goldcommercial.net

- **Freestanding Warehouse FOR SALE**
- **+/- 60,000 sf**
- **Well Maintained Warehouse w/ Offices / Air Conditioned Warehouse / Heavy Power**
- **2.26 Acres w/ I-1 Zoning—Baltimore City**
- **6 Interior Loading Docks w/ 2 Drive-In Doors**
- **Situated between I-95 and I-895**
- **+/- 5 Miles to Seagirt / Dundalk Port**
- **18' - 34' Ceiling Heights**
- **Wet Sprinkler System**
- **Partially Leased**

This property offering is subject to change without notice. All information is deemed reliable but not guaranteed.



Gold And Company

Commercial Real Estate in the Baltimore Metropolitan Area

Jim Chivers: 410.578.1300

jim@goldcommercial.net

6600 Moravia Park Rd. Baltimore, MD 21237

Aerial Map



Jim Chivers / Mitch Gold
Gold And Company, LLC
5601 Newbury St.
Baltimore, MD 21209

410.578.1300 (Office)

www.goldcommercial.net



Gold And Company

Commercial Real Estate in the Baltimore Metropolitan Area

6600 Moravia Park Rd. Baltimore, MD

Additional Aerial Map



Jim Chivers / Mitch Gold
Gold And Company, LLC
5601 Newbury St.
Baltimore, MD 21209

410.578.1300 (Office)

www.goldcommercial.net

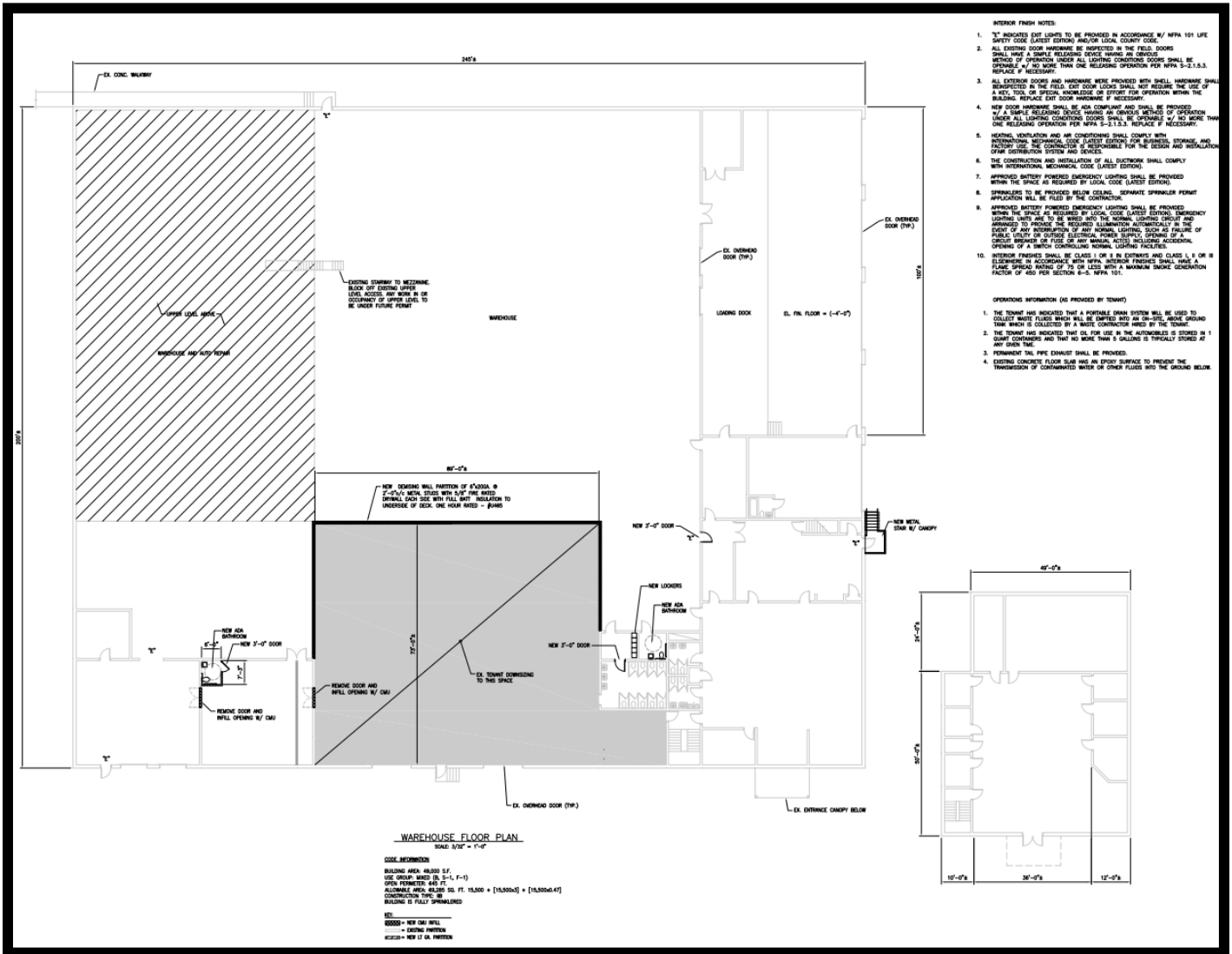


Gold And Company

Commercial Real Estate in the Baltimore Metropolitan Area

6600 Moravia Park Rd. Baltimore, MD

Building Plan



Jim Chivers
Gold And Company, LLC
5601 Newbury St.
Baltimore, MD 21209

410.578.1300 (Office)

www.goldcommercial.net

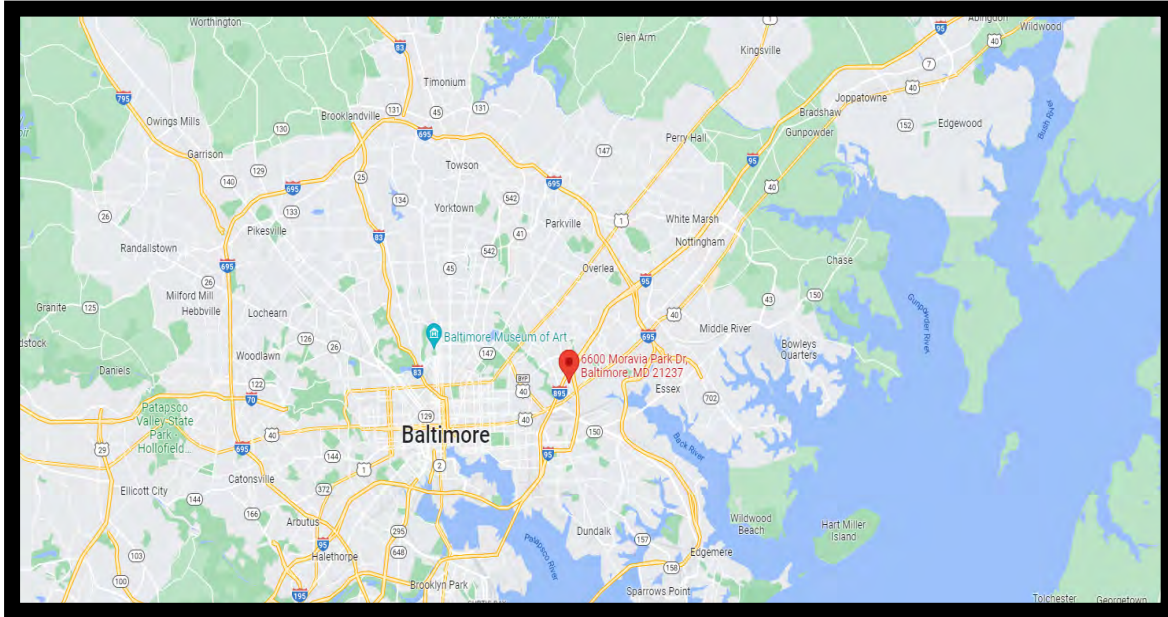
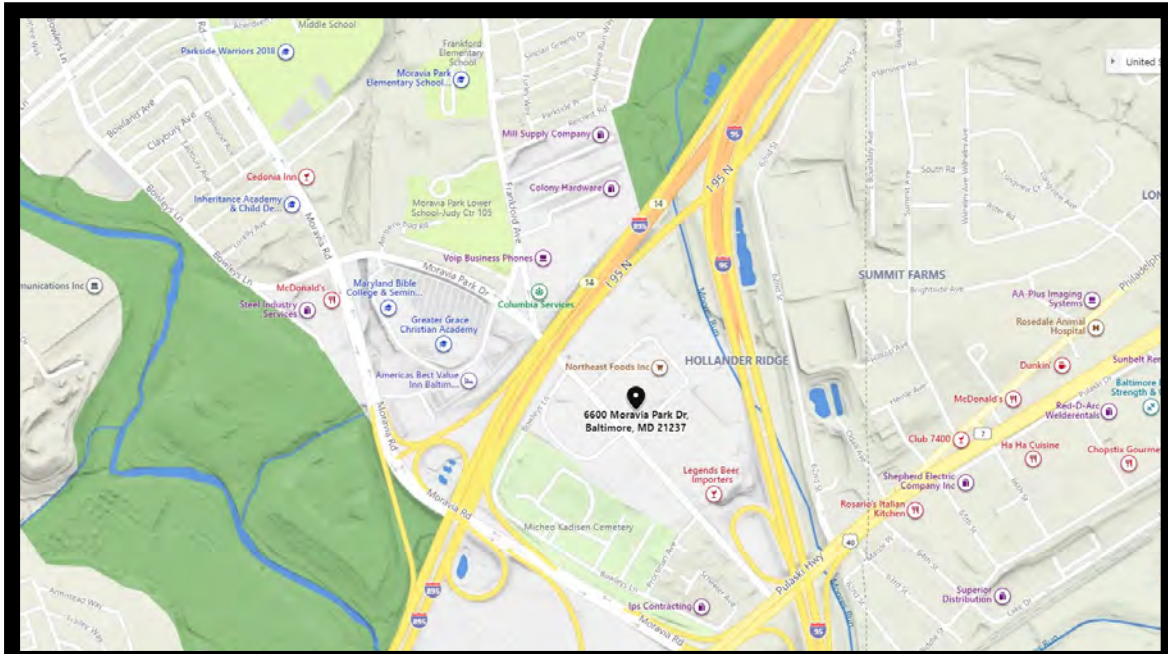


Gold And Company

Commercial Real Estate in the Baltimore Metropolitan Area

6600 Moravia Park Rd. Baltimore, MD

Map



Jim Chivers / Mitch Gold
Gold And Company, LLC
5601 Newbury St.
Baltimore, MD 21209

410.578.1300 (Office)

www.goldcommercial.net